

***Paraphanolophus halffteri* sp. n. —  
one new larval species of Erythraeidae  
(Acariformes) from Tabasco, Mexico**

Petar BERON

Among the mites collected by me in Mexico in 1981—1982 was one interesting larva, very similar to *Paraphanolophus metcalfei* Smiley, 1968, described from Belize (former British Honduras). This second member of the genus *Paraphanolophus* Smiley, 1968 was found not very far from Belize, in a tube, containing many different insects. For this reason it is not possible to identify the true host of the larva. *Paraphanolophus metcalfei* Sm. is known to parasitise *Saccharosydne saccharivora* Westwood (Homoptera).

***Paraphanolophus halffteri* sp. n.**

**Material:** 1 larva (Holotype), rain forest near the railway station Teapa, Tabasco, S Mexico, 23.I.1982, P. Beron leg. (deposited in the National Museum of Natural History in Sofia).

**Description:** body globe-shaped, with 2 eyes on each side between coxae I and II. Dorsal setae long (80—180  $\mu$ m).

Scutum rounded, its upper part not well seen, W = 215  $\mu$ m (all further measurements in  $\mu$ m); L not measurable. Two pairs of sensillae and 2 pairs of serrated setae as shown on Fig. 2.

Standard data: AW = 110; PW = 135; AL = 135; PL = 205; A – P = 34; SBa = 19; SBp = 25; ISD = 63.

Venter: 3 pairs of setae between coxae I and III (as in *P. metcalfei*), but the setae are of different shape. The first pair much thinner than the others. Venter of hysterosoma with about 80 setae (40 pairs), close to the setation of *P. metcalfei*. The shape of the ventral setae varies from the centre to the margin (Fig. 1). The median 10-12 pairs remind the sternal setae, the others become more and more like the dorsal setae.

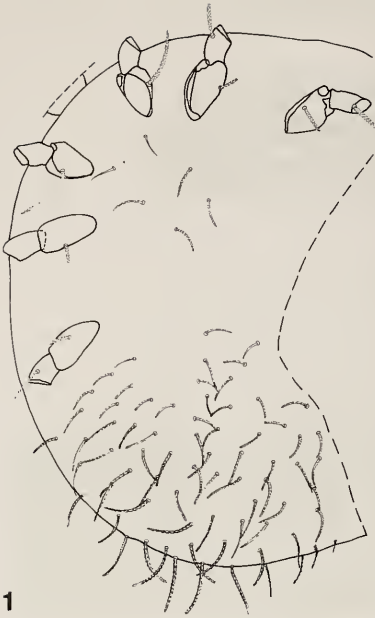
Legs: fcx = 1.1.1 (the longest seta is on cx I)

ftr = 1.1.1 (fcx and ftr the same as with *P. metcalfei*)

One very striking feature is the presence of coarse (serrate) setae. These setae (indicated with c) are interspersed with “normal” barbed setae (B).

Leg I (Fig. 3), leg II (Fig. 4), leg III (Fig. 5)

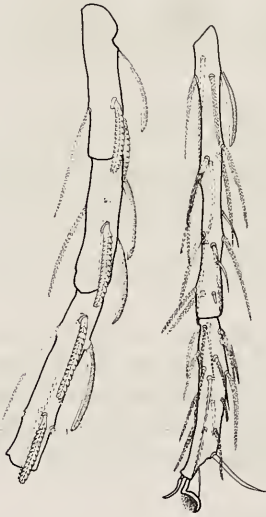
On bf I, II and III there are 5 setae, as with *P. metcalfei*. With the new species tf I has 3c and 2B, on tf II and III we find 5c.



1



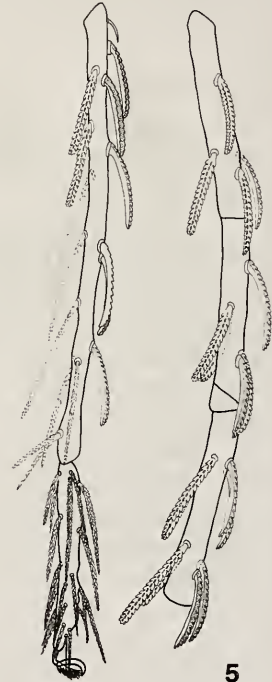
2



3



4



5

Figs 1—5 *Paraphanolophus halffteri* sp. n. (1) Ventral idiosoma; (2) Prodorsal sclerite and dorsal side of gnathosoma; (3) Leg I; (4) Leg II; (5) Leg III.

On genu I there are 8 setae (3c and 5B), against 9 with *P. metcalfei*. Two spines are present with both species. The gI of the new species has 1 big submedian spine and one small (v) distally.

On genu II there are 8 setae (3c and 5B), against 9 with *P. metcalfei*.

On genu III there are 8 setae, as with *P. metcalfei*.

On tb I there are 14 setae (1c and 13B), as with *P. metcalfei*. Our species has 2 spines and 1 v, *P. metcalfei* — only 2 spines.

On tb II there are 15 setae (5c and 10B), against 10 setae with *P. metcalfei*. Both species have got also 1 spine.

On tb III there are 15 setae (8c + 7B), against 13 with *P. metcalfei*. Both species have got also 1 spine. According to the figure of Smiley however on tb of *P. metcalfei* there are 15 setae and not 13 (6c + 9B).

**Discussion:** we follow here the opinion of WELBOURNE and YOUNG (1987) that "*Paraphanolophus* Smiley, originally placed in the Smarididae (SMILEY, 1968), should be transferred to the Erythraeidae". The typical coarse serrated setae on the legs are found in several adult American Erythraeid mites (like "*Rhyncholophus*" *erinaceus* Stoll, 1886 from Guatemala, not very far from the place where the new species has been found).

### References

- SMILEY R. L. 1968. A new genus and three new species of Erythraeioidea (Acarina: Erythraeidae and Smarididae). — Proc. Ent. Soc. Wash., **70** (1): 13—21.
- WELBOURN W. C., O. P. YOUNG. 1987. New Genus and Species of Erythraeinae (Acari: Erythraeidae) from Mississippi with a Key to the Genera of North American Erythraeidae. — Ann. Entomol. Soc. Am., **80**: 230—242.

*Received on 16.IX.1994*

Author's address:  
Dr Petar Beron  
National Museum of Natural History  
1, Tsar Osvoboditel Blvd  
Sofia 1000, Bulgaria

*Paraphanolophus halffteri* sp. n. —  
един нов ларвален вид акар от сем. Erythraeidae  
(Acariformes) от Табаско, Мексико

Петър БЕРОН

(Резюме)

По една ларва от Теана, щата Табаско, Мексико, се описва новият вид *Paraphanolophus halffteri* sp. n., паразит по неопределено насекомо. Това е вторият познат вид от род *Paraphanolophus* Smiley. Подкрепя се мнението на WELBOURN and YOUNG (1987), че този род трябва да бъде прехвърлен от Smarididae в Erythraeidae.